

Filtered facts.



Regeneration phases:

If the diesel particulate filter is full, the particles are generally burned in automatic regeneration at very high exhaust gas temperatures. If the operating conditions do not allow this, manual regeneration is necessary.

Automatic regeneration:

If all operating conditions are met, automatic regeneration starts while driving - without the need for driver intervention.

Manual regeneration:

Frequent short trips and low-load operation often make automatic regeneration impossible. To save fuel and protect the exhaust system, we recommend blocking automatic regeneration until you receive the manual regeneration prompt in the display of the instrument panel and colored event window on the on-board computer.



Speed-dependent automatic regeneration:

This regeneration is recommended for short-distance operation (i.e. construction site traffic) and is triggered by exceeding a fixed speed. The parameter settings must be carried out exclusively by your workshop.



Important! If there is no regeneration, the consequences can be serious:


- Reduction in engine output
- Increase in fuel consumption
- Downtime due to vehicle being in the workshop
- Costs for filter change

Please note: changes may have been made to the products since this brochure went to print (01/18). The manufacturer reserves the right to make changes to the design, form, colour and specification during the delivery period, provided these changes, while taking into account the interests of the vendor, can be deemed reasonable with respect to the purchaser. Where the vendor or the manufacturer uses symbols or numbers to describe an order or the subject of an order, no rights may be derived solely from these. The illustrations may show accessories and items of optional equipment which are not part of standard specification. Colours may differ slightly from those shown in the brochure, owing to the limitations of the printing process. This brochure has been compiled by Daimler AG of Germany and is distributed internationally. It provides a general indication the range of models, features, optional extras and/or colours available in various countries. Some of the models, features, optional extras and/or colours shown may not be available in your country or may only be available in a different specification. Additionally some models, features, optional extras and/or colours may only be available in combination with others. For current and more specific information in relation to the range of models, features, optional extras and colours available in your country, and their pricing, you should contact your nearest authorised Mercedes-Benz partner.

www.mercedes-benz.com

Supplier: Mercedes-Benz AG, Mercedesstrasse 120, 70372 Stuttgart
GSP/RVM, 6080.0181 02.00/0118

Instructions for regeneration.



The Mercedes-Benz genuine diesel particulate filter – for optimum engine output and economical driving.

Clean performance thanks to regeneration.

The Euro VI Norm in force since 1 January 2014 limits particulate emissions in exhaust gases to under 10 mg/kWh. This requirement can be met by fitting a diesel particulate filter. It retains 99% of the particulates. So it plays a key role in the protection of people and the environment.


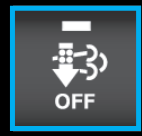
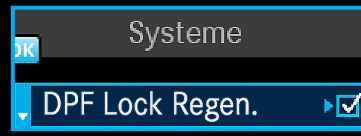




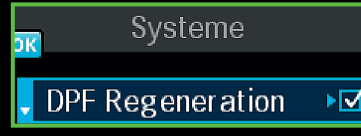

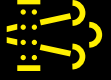







These brief instructions show you what to look out for and what to do when the diesel particulate filter is full and thus requires regeneration. At the mere push of a button, you can ensure optimum engine output and avoid possible follow-up costs.



Mercedes-Benz
Trucks you can trust

The regeneration phases: what you must do and when.

Observe the cockpit display and the on-board computer's colored event windows. In this way you will always know what the regeneration status level is or whether the conditions require manual generation.

REGENERATION STATUS		DISPLAY/INDICATOR IN COMBINATION INSTRUMENT	ON-BOARD COMPUTER EVENT WINDOWS	DRIVER MEASURES	TRIGGERING CONDITIONS FOR MANUAL GENERATION	REGENERATION START/BLOCK FOR VEHICLES UNTIL 10/2015. OPERATION VIA SEPARATE BUTTONS	REGENERATION START/BLOCK FOR VEHICLES FROM 10/2015. OPERATION EXCLUSIVELY VIA STEERING WHEEL BUTTON
1	Automatic regeneration			Long-distance transport: no measures. Short-distance transport: automatic regeneration longer than 3 h > block regeneration ¹		 Button for blocking regeneration³: indicator lamp on = regeneration blocked	
2	Manual regeneration	  +	Warning  Diesel particulate filter: raised fill level Warning Please start regeneration Please observe the Operating Instructions	Only when vehicle is stationary: trigger regeneration within the next 3 hours ²	<ul style="list-style-type: none"> • Vehicle stationary • Engine running • Parking brake applied • Neutral position • Accelerator not pressed • Power take-off not activated 		
3	Manual regeneration	  +	Warning  Diesel particulate filter full Warning Start regeneration immediately Please observe the Operating Instructions	Only when vehicle is stationary: trigger regeneration within the next 30 minutes ²			
4	Manual regeneration	  +	Warning  Diesel particulate filter full Warning Start regeneration immediately Please observe the Operating Instructions	Only when vehicle is stationary: trigger regeneration immediately			
5	Manual regeneration not possible	  +	Warning  Diesel particulate filter full Warning Stop vehicle. Consult service centre. Regeneration is no longer possible.	Reduce output: go to nearest workshop immediately			

¹To save fuel and protect the exhaust system. ² Period variable depending on usage conditions. ³ Regeneration should only be blocked in hazardous zones, e.g. if there is a risk of fire near flammable materials.